




- Installation and wiring of luminaire must be in accordance with all applicable local codes.
- Installation, inspection, and maintenance of luminaires should be performed by a qualified electrician.
- DO NOT make or alter any open holes in the luminaire. Do not modify the luminaire.
- DO NOT install damaged product.
- Make sure electrical power is OFF before and during installation and maintenance.
- Make sure the equipment is properly grounded.
- Make sure the supply voltage is same as the rated fixture voltage.



Length	Size A(mm)	Size B(mm)/Size C(mm)
600mm	620mm	75
1200mm	1152mm	75
1500mm	1452mm	75

#### Wiring Method:

- Single wired



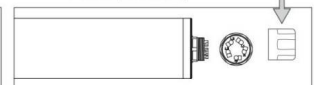
- Linkable ( Double wired )



How many LED fixtures we could connect on one line

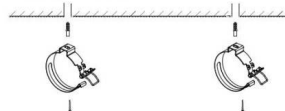
	Input Voltage	Max Qty
1.5mm <sup>2</sup>	230VAC/20W	54
	230VAC/35W	36
	230VAC/50W	27

take out old cap then install the waterproof end cap

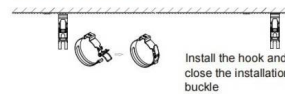


#### Ceiling mounted:

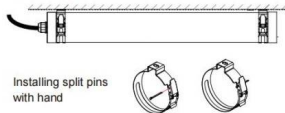
Make a right position and screw hole on Ceiling  
Fix the clip into ceiling



Install the lamp into the clips.

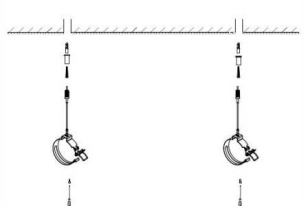


Fixed the light

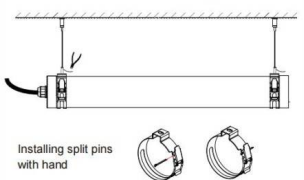


#### Suspension with steel cable:

Make a right position and fix the clip



Install the lamp into the clips.  
Install the hook and close the installation buckle.  
Then adjust the length of suspension kits.



**Connecting Power Supply:**

• Single wired



• Non-Dimmable



• Emergency



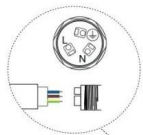
• Dimmable



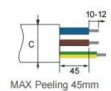
**Connecting Power Supply:**

• Linkable ( Double wired )

A.



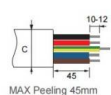
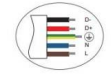
H05RN-F or H07RN-F Cable Standard  
Dimension:  $7\text{mm} < C \leq 10\text{mm}$   
The diameter:  $3 \times 1.5\text{ mm}^2$



B.



H05RN-F or H07RN-F Cable Standard  
Dimension:  $10\text{mm} < C \leq 14\text{mm}$   
The diameter:  $5 \times 1.5\text{ mm}^2$



**Accessory:**



Clips



PA 2x30mm



2x40mm

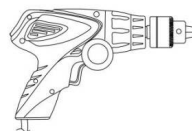


Steel cable  
(option)



waterproof end cap  
(option)

**Tools:**



Electric drill



Drill



Hexagonal wrench



**Safety notes:**

*The installation and connection of the luminaire must be done when power switched off and by qualified people.*

*Make sure no electrical power during installation.*

*Max current should not exceed 16A in one power feed in circuit.*

*The light source contained in this luminaire shall only be replaced by the manufacturer or his service agent or a similar qualified person.*



This product contains a light source of energy efficiency class D.